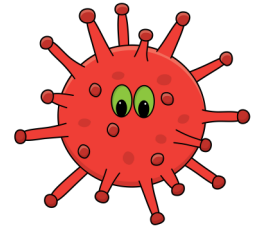


Een vrolijk lenteboekje



Een vrolijk lenteboekje in een niet vrolijke tijd.



Maart 2020:

Een schattig uitziend "beestje" heeft ervoor gezorgd dat kinderen niet naar school kunnen, hun vriendjes en vriendinnetjes niet kunnen zien, niet naar oma of opa kunnen, hun favoriete sporten niet kunnen uitvoeren. De eerste week thuis zit er nu op en strakjes is het vakantiegevoel weg bij de kinderen. Er moet ook gewerkt worden, maar hoe fijn! Het kan ook op deze manier!

In dit boek(je) vind je alleen maar vrolijke dingen!

- Een sprookje
- Rekenblaadjes
- Puzzeltjes
- Kleurplaten
- Taaloefeningen
- Kraak de code
- En kijk snel verder wat nog meer!

Sommige bladzijdes zijn leeg gelaten, dat is omdat het een uitscheurbladzijde is.

Ik hoop dat veel kinderen er met plezier gebruik van kunnen maken!


De plaatjes die ik gebruikt heb zijn van:



De Kikkerkoning




Er was eens een prinsesje.
Ze heeft een gouden bal.




Tot plots de bal in het water valt,
Het is een harde knal.




Het meisje moet hard huilen.
Ze zit aan de waterkant.



Tot er een groene kikker vraagt:
“Wat is er aan de hand?”



De prinses vertelt dan snel,
dat ze alles wil gaan doen,
als de kikker haar wil helpen,
haar geld, haar eten en een zoen.




Met een grote plons
verdwijnt de kikker in het water.
Zoekend naar de gouden bal
die hij haar geeft een tijdje later.



Het meisje kijkt geschrokken,
als ze naast haar glas,
ineens de kikker ziet zitten!
En haar belofte vergeten was.




.De koning is een wijze man.
En zegt tegen de prinses:
“Wat je belooft, dat moet je doen!”
Het is een goede les.



“Maar papa”, zegt het meisje boos,
“hij is zo vies en nat!”


“Hij wil gaan slapen in mijn bedje,
Pap, hoe vind je dat?”



.De prinses geeft de kikker dan
haar mooiste kussen aan.
Daar kan dit vieze diertje,
vannacht wel slapen gaan.



Ols de prinses wil slapen,
kruipt de kikker in haar ledikant
Woedend pakt ze zijn poten,
en smijt hem tegen de wand




.De kikker zegt dan: "Lieve dame,
je hebt nu echt geen keus!
Je moet doen wat je beloofd hebt,
geef me een kusje op mijn neus."



.De kikker verandert plotseling
in een mooie jongeman.

Waar de prinses, als ze groter wordt,
wel van houden kan.




Ze gingen van elkaar houden
en gingen heel snel trouwen.

En ze leefden...


Nog lang en gelukkig!!!



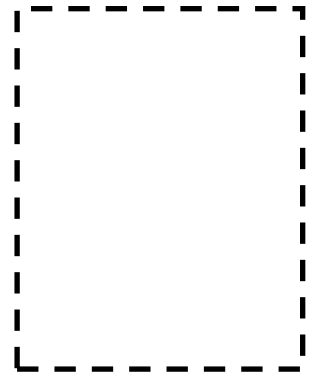
lees, knip en plak




De prinses
speelt met
de bal.




De bal valt
in het
water.



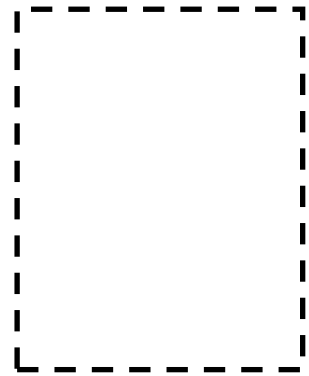
De prinses
heeft veel
verdriet.




De kikker
heeft de
gouden bal.



De kikker
slaapt op het
kussen van de
prinses



De kikker wordt
een prins. De
prins en prinses
gaan trouwen.



1	+	9	=	
2	+	8	=	
3	+	7	=	
4	+	6	=	
5	+	5	=	

Samen tien



6	+	4	=	
7	+	3	=	
8	+	2	=	
9	+	1	=	
10	+	0	=	



0	+		=	10
	+	2	=	10
5	+		=	10
	+	7	=	10
9	+		=	10

2	+		=	10
	+	10	=	10
7	+		=	10
	+	2	=	10
6	+		=	10












8	+		=	10
	+	6	=	10
3	+		=	10
	+	5	=	10
1	+		=	10

4	+		=	10
	+	3	=	10
10	+		=	10
	+	1	=	10
5	+		=	10

Sprongen van 2














2



Sprongen van 5



5



Sprongen van 10

10

[]

[]

[]

[]

[]

[]


[]

[]

[]


[]

halve uren oefenen




half 12


de korte
wijzer zit
half tussen
het vorige en
het volgende
uur




half 1




half 4




half 9




half 11




half 8




half 5




half 10




half 2




half 3



half 6




half 12













half 7

Deze bladzijde kan je uitscheuren.




Achterkant van een uitscheurblad

Verder tellen en terug tellen




Vlinder

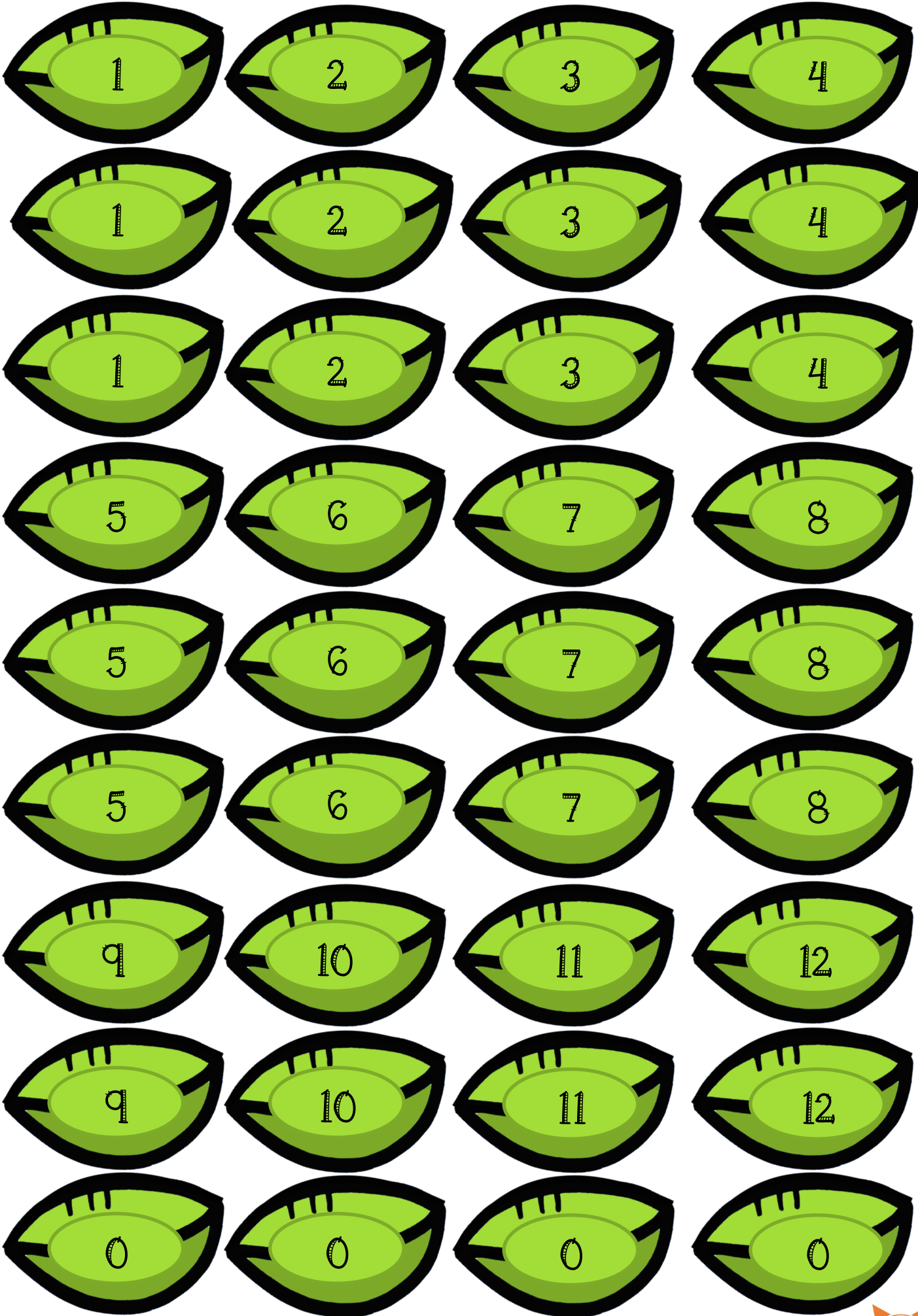


n	n	p	p	p	p	p	p	p	p	p	p	p	p	p	p	p	n	n
n	r	n	p	p	p	v	p	p	p	p	p	v	p	p	p	n	r	n
n	r	r	n	p	p	e	p	p	p	p	p	e	p	p	n	r	r	n
n	r	r	r	n	p	p	e	p	p	p	e	p	p	n	r	r	r	n
n	r	r	d	r	n	p	e	p	p	p	e	p	n	r	d	r	r	n
n	r	d	d	d	r	n	p	e	p	e	p	n	r	d	d	d	r	n
n	r	d	d	d	r	n	p	v	v	v	p	n	r	d	d	d	r	n
n	r	r	d	r	r	n	p	v	v	v	p	n	r	r	d	r	r	n
n	b	r	r	r	r	n	p	e	v	e	p	n	r	r	r	r	b	n
n	b	b	b	r	r	r	n	p	v	p	n	r	r	r	b	b	b	n
p	n	b	b	b	b	b	r	v	v	v	r	b	b	b	b	b	n	p
p	p	n	n	b	b	b	b	v	v	v	b	b	b	b	n	n	p	p
t	t	t	n	b	q	b	n	v	v	v	n	b	q	b	n	t	t	t
t	t	n	b	q	b	n	t	v	v	v	t	n	b	q	b	n	t	t
t	n	b	q	b	n	t	t	v	v	v	t	t	n	b	q	b	n	t
t	n	b	b	n	t	t	t	t	v	t	t	t	t	n	b	b	n	t
t	n	b	n	t	t	t	t	t	v	t	t	t	t	t	n	b	n	t
t	n	n	t	t	t	t	t	t	t	t	t	t	t	t	t	n	n	t
t	n	t	t	t	t	t	t	t	t	t	t	t	t	t	t	t	n	t


Splitsen met de lentebloem

Knip alles uit op de
volgende bladzijdes
en probeer de
splitsingen te
maken.









- | | |
|----|----|
| 2 | 12 |
| 3 | 13 |
| 4 | 14 |
| 5 | 15 |
| 6 | 16 |
| 7 | 17 |
| 8 | 18 |
| 9 | 19 |
| 10 | 19 |
| 11 | 20 |



Maak 4 sommen



Maak 4 sommen

$+$ $+$
12
 $-$ $-$

$+$ $+$
14
 $-$ $-$


$+$ $+$
16
 $-$ $-$

$+$ $+$
18
 $-$ $-$







Erbij sommen




+




=




+



=



+



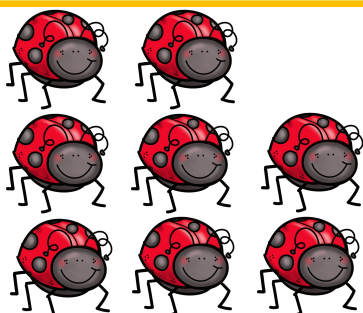
=




+



=



+



=



Erbij sommen

$5 + 4 =$

$2 + 5 =$

$3 + 5 =$

$4 + 4 =$

$3 + 6 =$

$5 + 5 =$

$4 + 5 =$

$2 + 7 =$

$9 + 1 =$

$4 + 6 =$

$6 + 3 =$

$5 + 2 =$

$4 + 3 =$

$5 + 5 =$

$3 + 5 =$

$9 + 0 =$

$5 + 3 =$

$6 + 4 =$

$3 + 2 =$

$3 + 7 =$


$4 + 4 =$

$5 + 4 =$

$4 + 5 =$

$3 + 3 =$

$7 + 2 =$





Erbij sommen

$12 + 4 =$

$12 + 2 =$

$12 + 3 =$

$12 + 1 =$

$12 + 7 =$

$12 + 8 =$

$12 + 5 =$

$12 + 6 =$

$12 + 4 =$

$12 + 0 =$

$14 + 3 =$

$14 + 5 =$

$14 + 4 =$

$14 + 2 =$

$14 + 6 =$

$14 + 3 =$

$14 + 0 =$

$14 + 5 =$

$14 + 1 =$

$14 + 6 =$

$13 + 3 =$


$13 + 2 =$

$13 + 4 =$

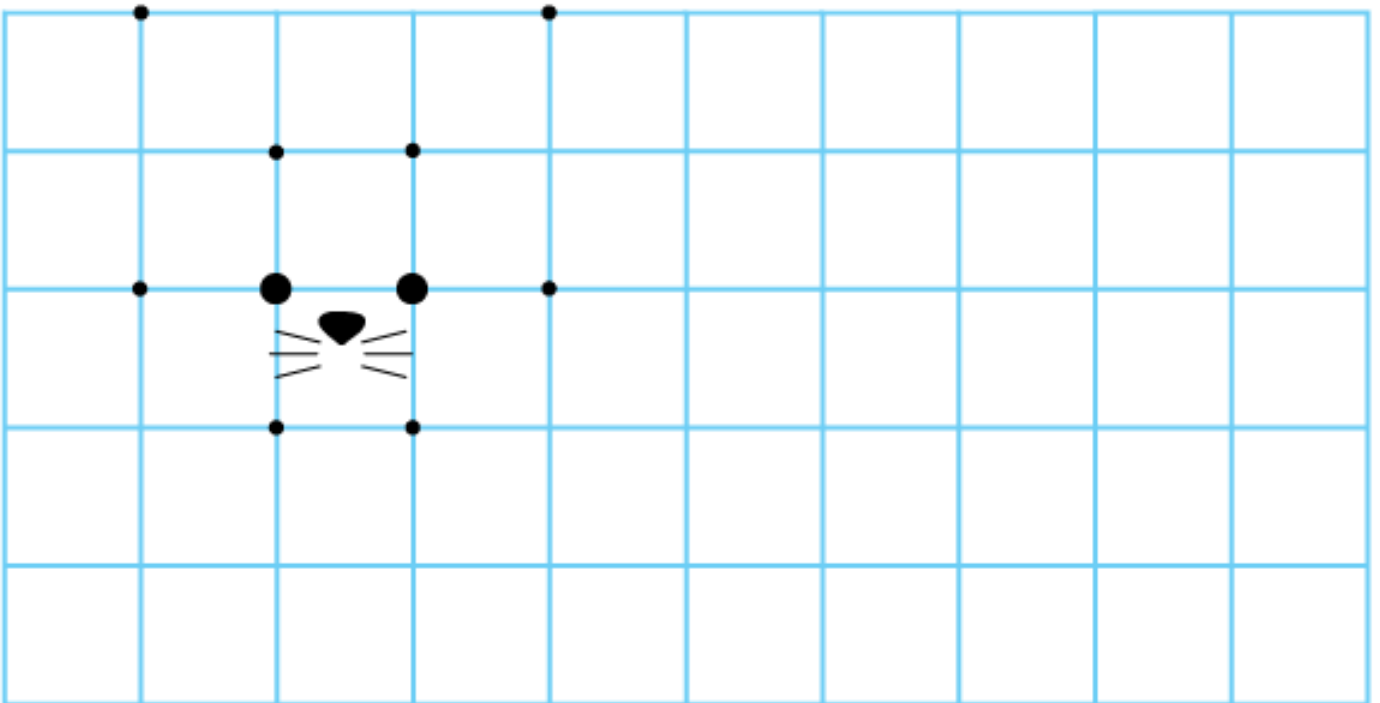
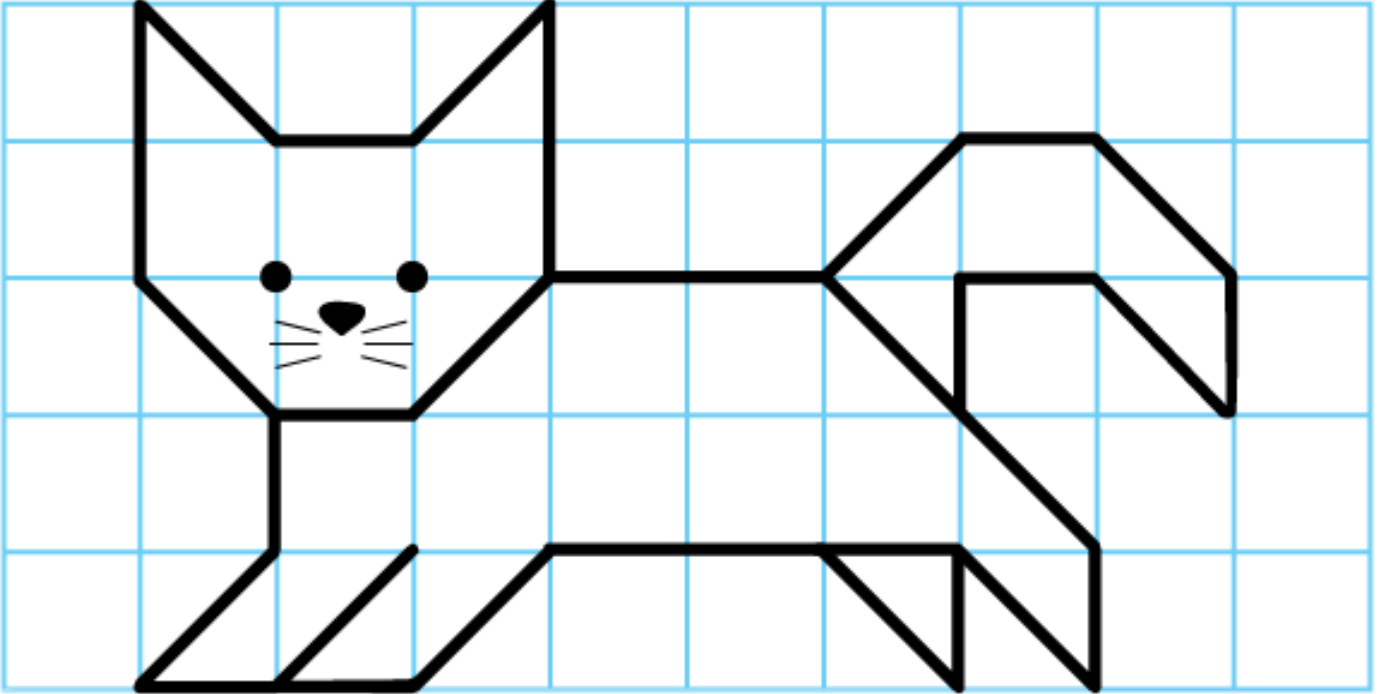
$13 + 5 =$

$13 + 6 =$

+






Lukt het jou om deze poes na te tekenen?






Probeer het nu zelf eens?
Teken bijvoorbeeld een vlinder of een
bloem en probeer hem precies na te
tekenen.







Eraf sommen



$$- 5 =$$




$$- 4 =$$



$$- 5 =$$



$$- 8 =$$



$$- 10 =$$



Eraf sommen

$9 - 3 =$

$6 - 4 =$

$8 - 5 =$

$8 - 3 =$

$7 - 5 =$

$8 - 6 =$

$7 - 6 =$

$9 - 8 =$

$9 - 4 =$

$6 - 5 =$

$8 - 4 =$

$7 - 1 =$

$6 - 3 =$

$7 - 7 =$

$6 - 5 =$

$6 - 2 =$

$9 - 2 =$

$7 - 3 =$

$8 - 4 =$

$6 - 4 =$

$9 - 6 =$


$7 - 2 =$

$8 - 1 =$

$6 - 6 =$

$9 - 9 =$

—





Eraf sommen

Gebruik je rekenrek of getallenlijn

$17 - 4 =$

$17 - 7 =$

$10 - 8 =$

$9 - 7 =$

$10 - 5 =$

$10 - 7 =$

$12 - 2 =$

$17 - 5 =$

$10 - 6 =$

$9 - 4 =$

$18 - 2 =$

$18 - 1 =$

$10 - 2 =$

$6 - 2 =$

$17 - 1 =$

$12 - 1 =$

$14 - 4 =$

$9 - 6 =$

$9 - 9 =$

$14 - 2 =$

$9 - 8 =$

$20 - 1 =$


$18 - 6 =$










$20 - 4 =$

$18 - 10 =$





Tel de kriebeldiertjes. Schrijf op hoeveel en kleur.





	<input type="text"/>		<input type="text"/>		<input type="text"/>		<input type="text"/>		<input type="text"/>
	<input type="text"/>		<input type="text"/>		<input type="text"/>		<input type="text"/>		<input type="text"/>

Tellen en sommetjes maken.




$$+ = 20$$

$$20 - =$$



$$+ = 20$$

$$20 - =$$



$$+ = 20$$

$$20 - =$$

Zoek de woordjes en streep ze door.



s	d	t	r	w	v	k	m	n	c	v	t	g
k	r	ie	b	e	l	b	ee	s	t	j	e	s
r	u	j	k	v	i	m	n	h	b	ij	e	n
o	p	g	b	w	n	r	l	z	o	t	m	k
k	s	t	g	h	d	b	t	u	l	p	w	v
u	m	d	s	l	e	n	t	e	l	r	a	t
s	l	v	s	k	r	e	a	s	e	s	r	m
k	v	b	l	oe	m	e	n	n	t	r	m	s
t	r	n	a	r	c	i	s	j	j	g	h	m
l	k	s	k	a	f	z	n	p	e	h	t	ie
z	o	n	n	e	t	j	e	r	s	m	n	r
z	r	x	t	p	l	k	i	k	k	e	r	g

kriebelbeestjes

slak

zonnetje

vlinder

bolletjes

warm

rup

narcis

bijen

lente

tulp

kikker

bloemen

krokus

















mier



Maak een vrolijke lentetekening



schrijf de code in cijfers op.

start



de code	
3.	↑
	→
	↑
	→
	↑
	←

